



HIGHLY PATHOGENIC AVIAN INFLUENZA

2023/2024

Notes and guidance for
stakeholders and visitors

If you see any unusual symptoms in wild birds, poultry or wild animals you should report these to the FIG Veterinary Services by email or telephone.

Email: tross@naturalresources.gov.fk

Telephone: 27366

Out of hours: 55366

For more information and to monitor current outbreaks visit

www.fig.gov.fk/agriculture/avian-influenza

This leaflet gives general preventative guidance and all actions are highly recommended even when there are no suspect or confirmed cases of avian influenza.

When there are suspect or confirmed cases these recommendations will become legal requirements and you will notice area closures and mandatory biosecurity stations.

Please read the leaflet carefully paying particular attention to your relevant areas.



CONTENTS

Introduction.....	1
Typical symptoms and avian influenza in people.....	2
Reporting sick or dead birds and animals.....	5
Falkland Islands Government response.....	6
What if there is a suspected case of avian influenza..	7
What if there is a confirmed case of avian influenza..	8
Legislation.....	9
What is Biosecurity?.....	10
Practicing good biosecurity: cleaning guidelines.....	11
Footbaths and disinfectants.....	12
What is PPE?.....	13
Advice for the general public.....	14
International visitors.....	15
Cruise vessels.....	16
FIGAS and airstrip operators.....	17
Tour agents and operators.....	18
Land owners, farmers and farm tours.....	19
Hotels, lodges and self catering accommodation.....	20
Poultry owners.....	21
Fisheries scientists and fisheries operations.....	23
Researchers and other license holders.....	25
Merchant vessels.....	27
Yachts and private vessels.....	28

INTRODUCTION



BASICS OF BIRD FLU:

- Bird flu, also known as avian influenza, is a virus that causes disease in birds, including poultry and wild birds. It originated in poultry and jumped to wild birds causing devastating losses. It can cause disease in other animals such as seals and dolphins, other scavenging mammals and pet animals. It can also affect humans.
- This current worldwide outbreak is caused by a highly pathogenic strain called H5N1. Highly pathogenic means it causes serious disease.
- Outbreaks of avian influenza have resulted in deaths of hundreds of thousands of seabirds and wildfowl in areas within the Northern Hemisphere, Atlantic, Pacific Ocean, Southern Africa and South America.
- Poultry industries worldwide have also been severely impacted with millions of poultry slaughtered to reduce spread and protect human health.
- Avian influenza may enter the Falkland Islands via returning migrant birds or vagrants. We have no control over this so vigilance and reporting are essential.
- Avian influenza may also be carried in by people arriving in the Falklands. This is why there are enhanced biosecurity requirements in place such as foot baths at international arrival points.

TYPICAL SYMPTOMS



TYPICAL SYMPTOMS SEEN IN BIRDS:

- A sudden and rapid increase in the number of birds found dead.
- Some birds will just die very suddenly without showing any signs of illness. Ducks especially can be affected without showing any clinical signs.
- Neurological issues such as loss of coordination and balance.
- Trembling head and body.
- Swollen head.
- Closed and excessively watery eyes.
- Lethargy and depression, unresponsiveness, lying down, drooping wings, dragging legs.
- Twisting of the head and neck.
- Haemorrhages (bruises) on shanks of the legs and under the skin of the neck.
- Respiratory distress such as gasping (mouth breathing), nasal snicking (coughing sound), sneezing, gurgling or rattling.
- Discoloured or loose watery droppings, bright green in some species.
- Regurgitation of food.

TYPICAL SYMPTOMS SEEN IN SEALS/DOLPHINS:

- A sudden and rapid increase in the number of animals found dead.
- Neurological signs such as tremors, convulsions and paralysis.
- Respiratory signs such as difficulty breathing with discharges from the nose or mouth.
- Stranded animals.
- Aborted pups.

ABOUT THE VIRUS:

- Survives in moist, cool environments and can survive for up to 200 days in the temperature range 4-37°C.
- Wet boggy areas where lots of birds visit are high risk areas for spread of the virus.
- The virus spreads between birds by direct contact or by birds being in contact with faeces or respiratory secretions shed from infected birds.
- Infected birds can shed it for up to 30 days.
- Spread between sites can be by birds or by humans carrying the virus on boots, equipment or wheels.
- It can be airborne over a limited distance.
- The incubation period (ie how long it takes for an exposed bird to get sick) can be up to 14 days but is usually a lot quicker.
- The virus can penetrate egg shells but is not dangerous if the egg is properly cooked, however handling the eggs is a risk to human health.




AVIAN INFLUENZA IN PEOPLE

- The few strains that have been recorded as infecting humans don't do so easily and the risk to human health during an outbreak is usually extremely low.
- However, prolonged and close contact with sick birds increases your chance of contracting bird flu, and if you do contract it you are likely to be extremely unwell and possibly die from the virus.
- If you become unwell with respiratory symptoms after handling or being in the same area as birds you must seek medical advice immediately.

DO NOT TOUCH SICK OR DEAD BIRDS OR ANIMALS - ONLY VETERINARY OFFICERS OR TRAINED PERSONNEL SHOULD SAMPLE OR HANDLE SICK OR DEAD BIRDS OR ANIMALS.

For more information and to monitor suspected and confirmed cases visit:

www.fig.gov.fk/agriculture/avian-influenza



REPORTING SICK OR DEAD BIRDS AND ANIMALS



- If you see any unusual symptoms in wild birds, poultry or wild animals you should report these to the FIG Veterinary Services by email or telephone.
- Email: tross@naturalresources@gov.fk
- Telephone: 27366.
- Out of hours 55366.
- It is essential that you try and gather as much information as you can while first and foremost keeping yourself safe. Note species affected, exactly where they are and what they are doing.
- Your observations will be valuable - take photos or videos if you can.
- When you make a report you will be asked to complete a form, or we will complete the form with you, so note down as much information as possible.


FALKLANDS ISLANDS GOVERNMENT RESPONSE



WHAT IS THE FALKLAND ISLANDS GOVERNMENT DOING?

- The Falklands Islands Government is constantly assessing international outbreaks and the risk to the Falklands. We will keep the public informed and updated via radio, television, social media and press releases when there are suspect or confirmed cases.
- The Falkland Islands Government has an outbreak response prepared and mitigation measures are in place to reduce the risk of the virus being introduced by people or equipment. These measures include additional biosecurity actions for international flight arrivals and passengers disembarking from cruise ships.
- If there is a confirmed outbreak there will be additional actions imposed on infected areas.

WHAT IF THERE IS A SUSPECTED CASE OF AVIAN INFLUENZA?



SUSPECT CASE:

If there are reports of symptoms or dead birds that trigger the threshold for further investigation the Veterinary Service will declare a suspect case.

Veterinary officers can declare a suspect premises or place where the sick or dead birds or animals are and the Director of Natural Resources will declare a Temporary Control Zone (TCZ) around the suspect place (this will be an area of 1-3km).

There will be certain restrictions placed on this area (reduced and recorded movement of people, mandatory biosecurity requirements, no unauthorised movement of poultry or poultry products and poultry must be protected from wild birds). FIGAS and ferry services may be suspended for some days.

These restrictions will be in place while swabs are taken from affected birds or animals. If the swabs return a negative result the site will be reopened as quickly as possible and restrictions lifted.

These restrictions will be a legal requirement so you must obey instructions and signs and stay away from suspected places unless authorised.

WHAT IF THERE IS A CONFIRMED CASE OF AVIAN INFLUENZA?



CONFIRMED CASES:

- If avian influenza is confirmed by testing, the colony, farm or area will be declared an infected place and a protection zone around the place will be declared; this will be an area of 3-5km. This will be done through EXCO as the requirements to contain avian influenza may cause significant disruption.
- FIGAS and ferry operations may be suspended for several days.
- There will be no unauthorised access to and from sites. Movements within the last 14 days will have to be traced and poultry in the protection zone will have to be strictly isolated from wild birds.
- If the confirmed case is in a poultry flock they will have to be culled to reduce the spread of the virus as much as possible (as will poultry immediately neighbouring the affected flock).
- The Falkland Islands may lose thousands of important seabirds or vulnerable species. There may be distressing sights of many dead or sick birds and you must stay away from infected sites to protect your own health.
- There will be a significant affect on the tourism industry.

These restrictions and actions will be a legal requirement so you must obey instructions and signs and stay away from suspected places unless authorised.

LEGISLATION



MAIN LEGISLATION:

The Animal Health Ordinance 1998 (as amended) adopts the provisions of the UK Animal Health Act which includes Avian Influenza as a notifiable disease. This means people are obliged, by law, to report suspicions of this disease and in turn we must report to the World Organisation for Animal Health if it is confirmed in the Falkland Islands.

The Animal Health (Emergency Measures for Outbreaks of Infectious Diseases) Order 2022 gives Veterinary Officers, the Director of Natural Resources and The Governor the powers to declare suspect and infected places and temporary control and protection zones. It gives legal power to declare movement restrictions and cleaning and disinfection requirements. The requirements for a protection zone must be approved by EXCO.

The Animal Health Matters Ordinance 2022 amends the Stanley Common Ordinance 1999 with regard to having powers to close areas of Stanley Common in the event of an infectious disease.

WHAT IS BIOSECURITY?



- Biosecurity is procedures or measures designed to protect against harmful biological or biochemical substances.
- It includes all actions such as using import permits for certain items, searching at airports for prohibited goods and cleaning and disinfection measures.
- Cleaning and disinfection measures are extremely important to reduce the risk of spread of the avian influenza virus between wildlife sites
- Biosecurity actions should be performed BEFORE you travel to the Falklands
- Anyone traveling between sites in the Falklands should practice good biosecurity.

PRACTICING GOOD BIOSECURITY: CLEANING GUIDELINES

Outdoor clothing (outer layers, including coats, waterproofs, walking trousers, gators)

- Before arrival in the Falklands or at the start of the season wash all outdoor gear at 60 degrees. If this is not possible, clothing should be visibly clean and waterproof materials sponged or sprayed with virkon or bleach solution.
- Pockets should be turned inside out and shaken or vacuumed to ensure completely clean.
- Velcro and mesh areas should be clean – no seeds, no fluff, no dirt. A small wire brush or paperclip is ideal for cleaning
- After every site visit waterproof clothing should be cleaned and disinfected.
- Coats and gators should be checked and wiped as needed.

Outdoor boots & footwear, including sports shoes etc.

- Wearing rubber boots is highly recommended for ease and efficacy of biosecuring.
- Before arrival in the Falklands and on arrival and leaving each wildlife site scrub the outside of all boots with a brush and water. Ensure treads are clean – no soil, no pebbles or dirt (pay attention to narrow treads or around logos). A screwdriver, hoof pick or bent paperclip can help clean out the difficult to reach areas.
- On hiking boots or walking shoes pay attention to mesh areas and laces, tongues etc
- Dip or spray external surfaces in Virkon or bleach then leave to dry (don't rinse off the Virkon).

Rucksacks, camera bags etc.

- Before arrival in the Falklands and before starting each tour, ensure they are free from any soil or faeces. If washable, put them in the machine at 60 degrees or sponge off any dirt and wipe/spray with Virkon or bleach.
- Vacuum compartments and pockets to make sure they are completely clean.
- During tours do not leave bags on the ground, wear them or leave in vehicles.

Walking poles, tripods and other outdoor equipment, including research materials.

- Before arrival in the Falklands and between visiting wildlife sites any items that come into contact with the ground or freshwater ponds, should be cleaned and disinfected with Virkon or bleach.

FOOTBATHS AND DISINFECTANTS



Help us to Protect the Falkland Islands Wildlife
By Using Biosecurity Every Time You Travel!



Change of scene? Make it clean!



Check

Check out-door clothing, boots, and equipment for soil, seeds, and bugs.

Clean

Clean by picking off visible debris, and scrub with a brush

Wash

Wash your boots with water, and a scrubbing brush to remove dirt.

Dip

Dip in or spray with a disinfectant such as Virkon[®] or a 3.5% Bleach solution

When starting your journey please clean your boots and clothing.

When returning home do the same please, clean your boots and clothing before you depart.

- **DISINFECTANTS WON'T WORK THROUGH MUD, FAECES OR VEGETATION - ITEMS NEED TO BE CLEANED BEFORE DISINFECTION.**
- **FOLLOW THE VIRKON MIXING INSTRUCTIONS CAREFULLY.**
- **REPLACE VIRKON IN FOOTBATHS WHEN IT IS DIRTY OR LOST ITS BRIGHT PINK COLOUR - IT IS USUALLY PINK FOR 5-7 DAYS.**
- **ALLOW VIRKON TO DRY ON ALL EQUIPMENT - DO NOT RINSE OFF**
- **IF YOU DO NOT HAVE VIRKON USE A 3.5% BLEACH SOLUTION (that is 35ml of bleach mixed in water to make 1ltr total).**
- **SALT (SEA) WATER IS ALSO EFFECTIVE AT REMOVING THE VIRUS.**

WHAT IS PPE?



PERSONAL PROTECTIVE EQUIPMENT:

- PPE is equipment such as gloves or aprons designed to keep you clean and safe from harm (eg heat, chemicals or infectious material).
- PPE must be worn if you are handling wildlife or sick poultry.
- **FULL PPE** for dealing with potentially infectious material includes:
 - rubber boots that can be disinfected
 - impervious coveralls (with hood) that can be fully disinfected or disposable
 - Eye protection such as face shield, goggles or safety glasses
 - FFP2 or ideally FFP3 disposable facemask
 - 2 pairs of disposable gloves
- **FULL PPE** must be worn in highly suspect or confirmed cases of avian influenza.
- **Precautionary PPE** to be worn in the general handling of wildlife when there is little or no risk of avian influenza means you can reduce the level of PPE to wear standard surgical face-masks, one pair of gloves and washable boots and overalls.

DISPOSAL/CLEANING OF PPE:

- PPE should be removed as soon as you are leaving the bird area ie do not drive home wearing PPE or directly visit another site.
- PPE that can be disinfected should be thoroughly washed down and disinfected on site or placed in a sturdy bin bag and cleaned at the soonest opportunity.
- Disposable PPE should be immediately placed in a sturdy bin bag.
- Bags should be tied or sealed and the outside thoroughly disinfected.
- Bin bags of disposable PPE should be burnt or incinerated.
- Washable PPE should be scrubbed clean and disinfected with virkon or 3.5% bleach OR washed at 60°C.
- Thoroughly wash or disinfect your hands after removing PPE.
- **NEVER EAT DRINK OR SMOKE WHILE WEARING PPE.**

GENERAL PUBLIC

INCLUDING DOG WALKERS, HIKERS AND THOSE VISITING ANY PLACE IN THE FALKLAND ISLANDS



PRACTICING GOOD BIOSECURITY TO PREVENT SPREAD:

- Avoid close contact with wild bird colonies.
- Do not allow your dogs to run among groups of wild birds and keep pets away from sick or dead birds. Mammals scavenging on carcasses infected with avian influenza can contract the virus.
- Do not place any belongings or sit near any birds for prolonged periods.
- Use footbaths where provided.
- Clean and disinfect boots and outdoor gear before and after visiting wildlife sites. Saltwater is an effective treatment to wash off the virus.
- Use different and dedicated footwear and gloves for caring for domestic poultry at home.
- **DO NOT TOUCH SICK OR DEAD BIRDS.**
- **REPORT ANY UNUSUAL FINDINGS.**
- **If there is a suspect or confirmed case of avian influenza there will be additional biosecurity measures at airstrips, ferry terminals and wildlife sites. Areas may be closed for a period of time. There may be disruption to flights and ferries.**

INTERNATIONAL VISITORS

INCLUDING TOURISTS, IN-TRANSIT CREW, VISITING
SCIENTISTS, FAMILY MEMBERS, MOD PERSONNEL AND ALL
OTHER ARRIVALS AND DEPARTURES



ARRIVAL:

- Please follow the biosecurity cleaning guidelines PRIOR to arrival in the Falklands.
- If arriving by air, please be aware you will be asked to show outdoor footwear and equipment on arrival.
- Biosecurity staff will routinely examine and dip the soles/tips in Virkon.
- Please be patient, even if you know you have cleaned your shoes and equipment - we don't!
- If arriving by cruise ship you will be asked to step in foot baths or pass over disinfection mats.

DEPARTING:

- Use any footbaths or mats provided
- Before leaving the Falklands ensure outdoor clothes, shoes and equipment are clean and disinfected
- This is especially important if your next destination is South Georgia or Antarctica

CRUISE VESSELS




CRUISE SHIP PASSENGERS AND CREW:

- Shore excursion staff should be familiar with IAATO regulations and the specific requirements of their destinations.
- Passengers should be aware they will have to walk across biosecurity disinfection mats when leaving or returning to the ship.
- Passenger exchanges will be subject to all standard air biosecurity measures.
- Passengers disembarking for tours in the Falklands must be aware there will be additional biosecurity measures at each destination and appropriate footwear and outdoor clothing should be worn.
- You will be encouraged to NOT place day packs on the ground or sit for long periods of time near wild birds or animals.

There will be increased biosecurity and unexpected site closures due to suspect or confirmed outbreaks of avian influenza.

FIGAS AND AIRSTRIP OPERATORS



WHAT TO DO AS AN AIRSTRIP OPERATOR:

- Create an area near the fire hut where people have access to brushes, buckets and disinfectant footbaths. Walking across airstrips to reach foot baths is not ideal but it is lower risk as passengers should have foot dipped on departure from their previous destination.
- Ensure arriving and departing passengers clean and disinfect boots and any out-door items of equipment such as tripods, walking poles or camping equipment.
- Note if any baggage, day packs or outdoor clothing needs to be cleaned or disinfected.
- FIG has provided foot baths and disinfectant to each operational airstrip. Contact the Environment or Biosecurity Departments if you require more disinfectant or would like advice about enhanced biosecurity measures.
- There will be a foot-bath in operation at FIGAS at all times.

IF THERE IS A SUSPECT OR CONFIRMED CASE OF AVIAN INFLUENZA IN YOUR AREA THESE REQUIREMENTS WILL BE LEGALLY DECLARED AS MANDATORY.

TOUR AGENTS AND OPERATORS



TOUR AGENTS:

- Ensure clients are aware of bird flu and the biosecurity measures that are in place.
- Ensure your local operators are following biosecurity procedures.
- Ensure your local operators have equipment as required to carry out biosecurity measures.
- Ensure your operators are disinfecting between sites if multiple places are being visited in a day.
- Ensure your local operators are fully aware of the symptoms and risks of bird flu.

TOUR OPERATORS:

- Ensure passengers are starting their tour with clean boots and equipment
- Ensure passengers use foot baths where provided.
- Carry disinfectant and boot brush at all times so you can ensure boots are clean on re-entering your vehicle (virkon or 3.5% bleach solution).
- Ensure passengers are not interacting with sick or dead wildlife.
- Report any sick or dead birds or animals, do not touch.
- Ensure your own boots and equipment are clean and disinfected before each tour.
- Be vigilant, note abnormal activity at the sites you are familiar with. Your knowledge and observations are extremely valuable.

LAND OWNERS, FARMERS AND FARM TOURS



- Ensure guest accommodation has boot cleaning and disinfection stations.
- Ensure leaflets provided by the Environment or Agriculture Departments about bird flu and boot cleaning are available for information.
- Lead by example and ensure boots, clothing and equipment used for guided tours or farm work are clean and disinfected.
- Ensure that your guests have clean boots and equipment before starting a tour or going near wildlife areas. Take mobile cleaning and disinfection kits with you if you are visiting wildlife areas on your tours or during normal farming operations. Brush off and spray/dip boots and equipment between sites.
- Take the time to observe wildlife areas for unusual symptoms or dead birds and animals before approaching.
- Check on colonies or sites on your land periodically if you do not do tours.
- Ensure visitors are not interacting closely with wildlife (this is not just for disease purposes).
- Do not allow visitors to touch sick or dead birds. Note and report them.
- Be vigilant, note abnormal activity at the sites you are familiar with. Your knowledge and observations are extremely valuable.
- Unusual sightings of dead or sick birds around farm houses or settlements should be reported immediately. Do not move or touch the sick or dead birds without seeking advice from the Veterinary Service.

IN A SUSPECT OR CONFIRMED CASE BIOSECURITY PROCEDURES WILL BE MANDATORY AND AREAS WILL BE CLOSED FOR A PERIOD OF TIME

HOTELS, LODGES AND SELF CATERING ACCOMMODATION



HOTELS AND LODGES IN STANLEY AND IN CAMP:

- Ensure guest accommodation has boot cleaning and disinfection stations. Be amenable to allowing laundry to be done at 60°C.
- Ensure leaflets provided by the Environment or Agriculture Departments about bird flu and boot cleaning are available for information.
- Lead by example and ensure boots, clothing and equipment used for guided tours are clean and disinfected.
- Ensure that your guests have clean boots and equipment before starting a tour or going near wildlife areas. Take mobile cleaning and disinfection kits with you if you are visiting wildlife areas on your tours. Brush off and spray/dip boots and equipment between sites.
- Take the time to observe wildlife sites for unusual symptoms or dead birds or animals before letting guests approach.
- Ensure visitors are not interacting closely with wildlife (this is not just for disease purposes).
- Do not allow visitors to touch sick or dead birds. Note and report them.
- Be vigilant, note abnormal activity at the sites you are familiar with. Your knowledge and observations are extremely valuable.
- Unusual sightings of dead or sick birds around settlements should be reported immediately. Do not move or touch the sick or dead birds without seeking advice from the Veterinary Service.

IN A SUSPECT OR CONFIRMED CASE BIOSECURITY PROCEDURES WILL BE MANDATORY AND AREAS WILL BE CLOSED FOR A PERIOD OF TIME

POULTRY OWNERS



TO REDUCE THE RISK TO YOUR POULTRY:

- Keep poultry in enclosed runs so there is no mixing with wild birds ie small mesh or netting on fences.
- Consider a solid roof to the run so wild bird faeces cannot be dropped into the poultry area.
- Ensure wild birds do not have access to poultry food or water.
- Use dedicated boots and outer clothing for feeding poultry. This is especially important if you also visit wild birds sites (even if there is not yet any avian influenza suspected).
- Consider using a foot bath at the entrance to the poultry run.

IF YOU SEE SIGNS OF AVIAN INFLUENZA IN YOUR POULTRY:

- Report your observations to the Veterinary Service immediately.
- Do not touch the birds or collect eggs.
- Do not pick up any dead or sick birds.
- Ensure all clothing, boots and equipment is cleaned and sanitized.
- Do not travel to or enter another bird colony or poultry flock until you have fully cleaned or changed all clothing.

POULTRY OWNERS

IF THERE IS A SUSPECT OR CONFIRMED AVIAN INFLUENZA OUTBREAK:


- It will be mandatory to keep poultry separate from wild birds in the temporary control zone or protection area.
- If the confirmed outbreak is in a poultry flock, the flock will have to be culled, as will those directly next door or within a specified zone (Stanley and settlements). This is because poultry spread the virus very easily so stamping out of the disease is important.
- Movement restrictions of birds and eggs will apply in the control or protection zone.
- Properly cooked eggs and poultry products are safe to eat but egg collection will be prohibited from a suspected flock due to the risk to human health while collecting the eggs.

RISK TO PEOPLE WHO HAVE POULTRY:

- Avian Influenza does not readily affect humans but if you do contract it it is likely that you will be severely ill.
- Prolonged and close contact with poultry increases the chance of humans getting the disease which is why you are told not to handle sick or dead birds.



FISHERIES SCIENTISTS AND FISHING OPERATIONS



BY-CATCH BIRDS:

- Crew or observers must wear precautionary PPE to handle birds found on deck.
- General postmortem examinations must be performed on board and carcasses disposed of at sea or incinerated. Full PPE is recommended for postmortem examinations.
- NO postmortem examinations should be performed on birds suspected of having avian influenza.
- If it is considered essential for carcasses to be brought ashore prior approval should be sought from the Veterinary Service and they should be double bagged and the outer bags sprayed thoroughly with disinfectant (Virkon or 3.5% bleach solution). Approval will be considered on a case by case basis and will be based on current outbreaks and risk.

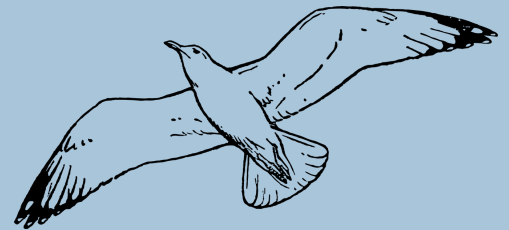
BIRD STRIKES:

- Birds that would normally be nursed and released should not be retained on board, they should be released to the sea immediately.
- Crew or observers handling the birds should wear precautionary PPE.

FISHERIES SCIENTISTS AND FISHING OPERATIONS

SUSPECT OR CONFIRMED CASES:

- Birds found dead in any number at sea or showing any symptoms of bird flu should be reported to the veterinary service immediately.
- NO birds should be kept for post-mortem examination and should be disposed of by incineration on board or back into the sea immediately.
- Observers may be asked to swab suspect birds for HPAI and should follow instructions carefully and wear full PPE.
- NO birds or carcasses should be brought ashore.



RESEARCHERS AND OTHER LICENCE HOLDERS

LICENCE HOLDERS



RESEARCHERS AND OTHER LICENCE HOLDERS (WHILE THERE ARE NO SUSPECT OR CONFIRMED CASES):

- Read your research/egging/shooting licence carefully and be aware of conditions attached to it.
- If clothing or equipment cannot be adequately cleaned (disinfected or washed at 60C), it should not be brought to the Falkland Islands or used in the field when conducting research or other activities.
- Thoroughly clean boots, equipment and outer clothing every time you enter or leave your research or licensed site.
- Before entering your research or licensed site quietly observe the birds for 5-10 minutes. If there are increased deaths or signs of avian influenza do not enter, report and wait for instructions.
- Do not sit on the ground for prolonged periods and minimise equipment brought onto the site.
- Consider having a location to store equipment external to the wild bird site / research site. Additional clothing, emergency equipment, food, water and items not required for the field research should be kept outside the wild bird site. A distance of 100 meters would be recommended. This will reduce risk of transfer of faecal material to equipment.

RESEARCHERS AND OTHER LICENCE HOLDERS

- Wear PPE to handle birds.
- Do not move between research sites without thorough cleaning in between.
- Avoid mixing with poultry flocks. Ensure completely different boots and clothing if you have to.

IF THERE IS A SUSPECT OR CONFIRMED OUTBREAK:

- All licences will be temporarily suspended or revoked, and handling and other activities must stop until testing is carried out and results obtained.
- if there is a confirmed case all research licences will be suspended by you may contact the Environment Department and appeal this suspension (for example if your research is plant based away from important wildlife sites).
- Essential licensed activities will be allowed to resume under certain conditions.
- If you are a researcher you may be asked to carry out distance observational studies on the birds or colony.



MERCHANT VESSELS



BIRDS:

- Crew handling any birds (bird strikes or sick birds) should wear precautionary PPE.
- Bird strike victims that would normally be nursed and released should not be retained on board, they should be released to the sea immediately.
- Sick or dead birds should be returned to sea and nursing or euthanasia should not be attempted.
- Birds seen dead in any number at sea or showing any symptoms of bird flu should be reported.

GENERAL OPERATIONS:

- Ensure boots are disinfected on departure from previous ports and before disembarking in the port of Stanley.

If there is a confirmed case biosecurity procedures will be mandatory.

YACHTS AND PRIVATE VESSELS



BIRDS:

- Crew handling any birds should wear precautionary PPE.
- Bird strike victims that would normally be nursed and released should not be retained on board, they should be released to the sea immediately.
- Sick or dead birds should be returned to sea and nursing or euthanasia should not be attempted.
- Birds seen dead in any number at sea or showing any symptoms of bird flu should be reported.

GOING ASHORE:

All yacht crew and visitors should note the following when planning a shore excursion:

- You must have provision on board to clean and disinfect boots and equipment.
- Foot baths will be available to you in Stanley however you must use your own equipment if going ashore elsewhere as foot-baths may not be accessible.
- Boots and equipment must be cleaned and disinfected (Virkon or 3.5% bleach) every time you go ashore and then again when leaving a site. Rinsing well in seawater is an acceptable alternative.

YACHTS AND PRIVATE VESSELS

BEFORE LANDING/ENTERING A WILDLIFE SITE:

- Conduct an observation period for at least 5-10 minutes prior to entering an area with high seabird densities.
- Although some mortality is natural, especially of juveniles, you should note and report if there are unusually high levels of mortality or birds exhibiting any of the common signs of avian influenza.

IF THERE IS SUSPECT OR CONFIRMED CASE:

- Some sites and areas will be temporarily closed so you must obey signs and legal declarations and must not land in closed areas.

